




Every drop matters ————— Maximize beer profitability

SOFT DRINKS | BEER | WINE

Beermax integrates with your POS systems to **monitor and authorize beer dispensing** in real time, remotely. **Locks the valves** until orders are generated at the POS or **opens the valves** so the customers can be served before paying.

- ✓ Control up to 6 lines
- ✓ Integrates traditional installations
- ✓ 2 service modes
- ✓ POS integration
- ✓ Remote settings capabilities

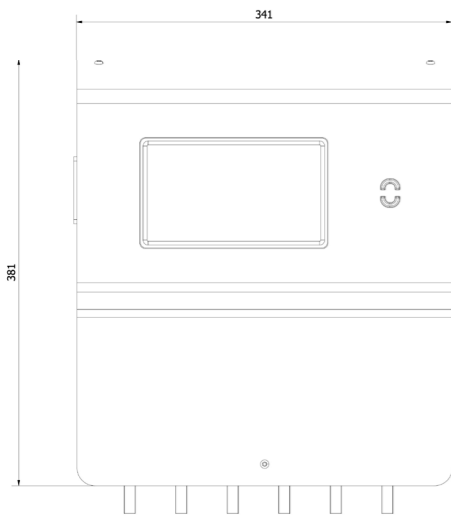


Reference
03.13.70


Connected equipment
to Loop³⁶⁰ Analytics



Dimensions



Front view



Lateral left view

Main features

- ✔ Up to 6 managed lines
- ✔ Fits any traditional beer installation
- ✔ 7" touch screen
- ✔ Visualize in real time the ratio sold/poured directly on the machine
- ✔ Installation inside or outside the cold room

Technical features

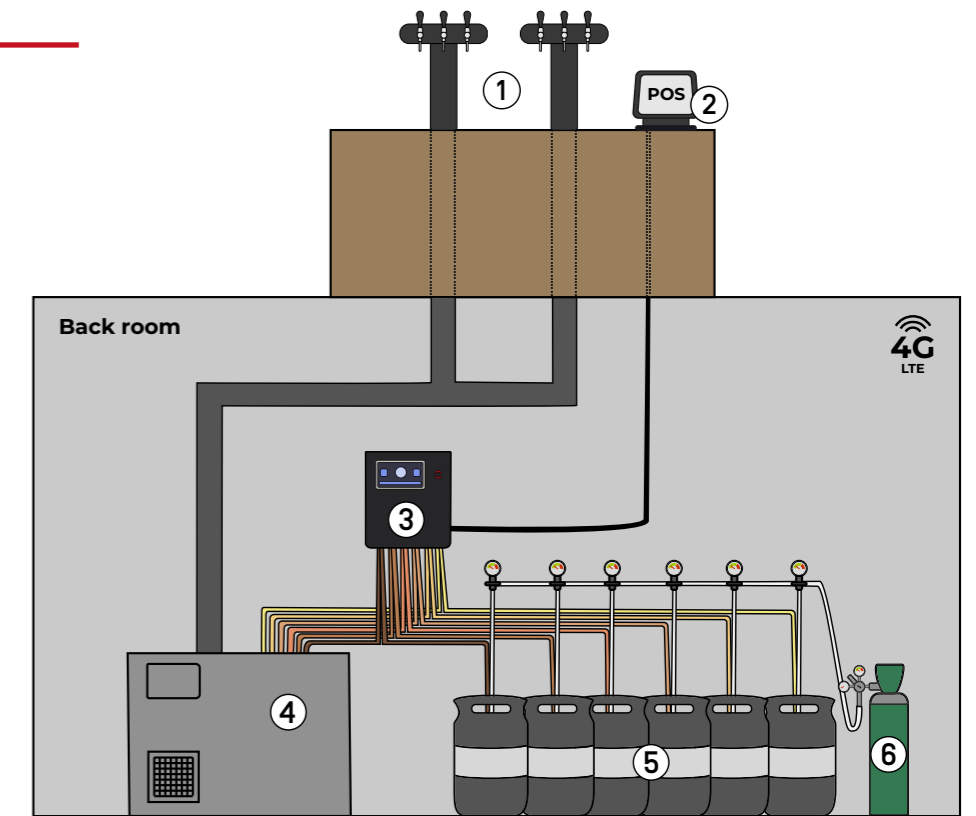
- ✔ **Physical data**
height: 381 mm
width: 341 mm
depth: 184 mm
weight: 9 kg
- ✔ **Electrical data**
mains voltage:
male plug type F / type J
100-240 V
frequency: 50 Hz
power: 240 W
AC current:
4A@115VAC
2A@230VAC
1.2@277VAC

Back room requirements

Setup 1

The Beermax must be placed **between your kegs and the cooler**.

- 1 - Three taps towers
- 2 - POS system
- 3 - Beermax
- 4 - Cooler
- 5 - Premix kegs
- 6 - CO₂ bottle



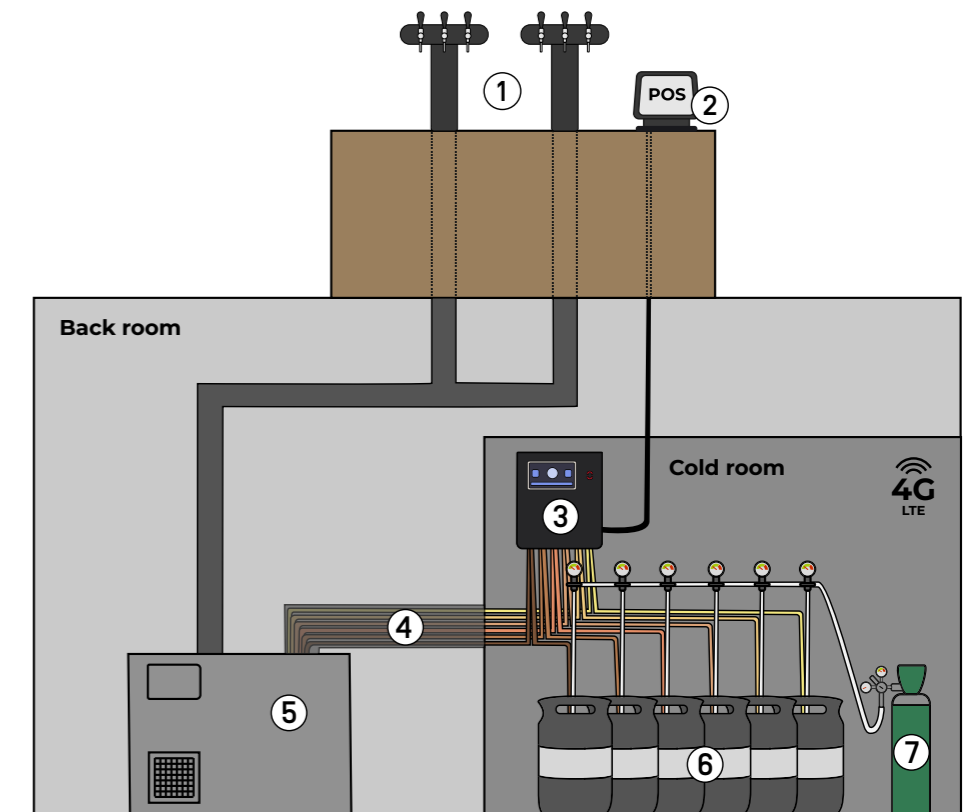
Non-contractual layout

It must be **LAN connected** to the POS system (for both layouts).

Setup 2

The Beermax can also be placed in a cold room.

- 1 - Three taps towers
- 2 - POS system
- 3 - Beermax
- 4 - Conduit from cold room to the cooler
- 5 - Cooler
- 6 - Premix kegs
- 7 - CO₂ bottle



Non-contractual layout